

A phase 2, multicenter, open-label study to evaluate the efficacy and safety of CDX-3379 in combination with cetuximab in patients with advanced head and neck squamous cell carcinoma

Julie E. Bauman¹, Nabil F. Saba², Douglas Adkins³, Ying Wang⁴, Yi He⁴, Elsa Paradise⁴, Jeffrey Raizer⁴, Roger B. Cohen⁵
¹ Department of Medicine, Division of Hematology/Oncology, University of Arizona Cancer Center, ² Winship Cancer Institute, Emory University, ³ Washington University School of Medicine, ⁴ CellDex Therapeutics, Hampton, NJ, ⁵ University of Pennsylvania, Abramson Cancer Center

BACKGROUND

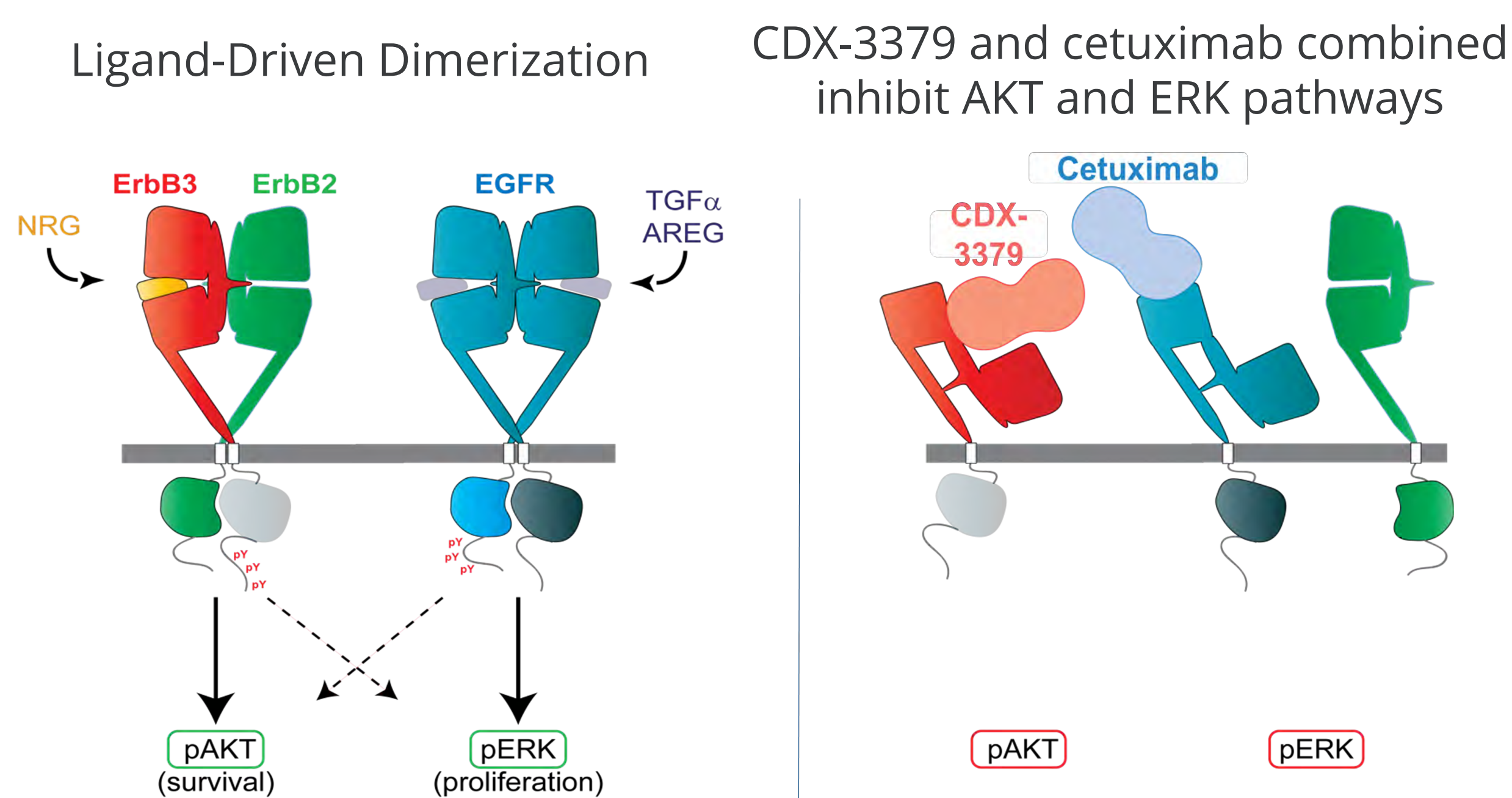
- ErbB3 (HER3) and its ligand, neuregulin-1 (NRG1), are widely expressed in head and neck squamous cell carcinoma (HNSCC) and associated with tumor progression^{1,2}
- ErbB3 may provide a key mechanism of resistance to therapies targeting EGFR and HER2^{3,4,5,6}
- Human papillomavirus negative (HPV-) tumors, typified by poorer prognosis, have shown favorable response to ErbB3-targeted therapy^{7,8}

CDX-3379: A Novel, Fully Human IgG1 λ Anti-ErbB3 Monoclonal Antibody

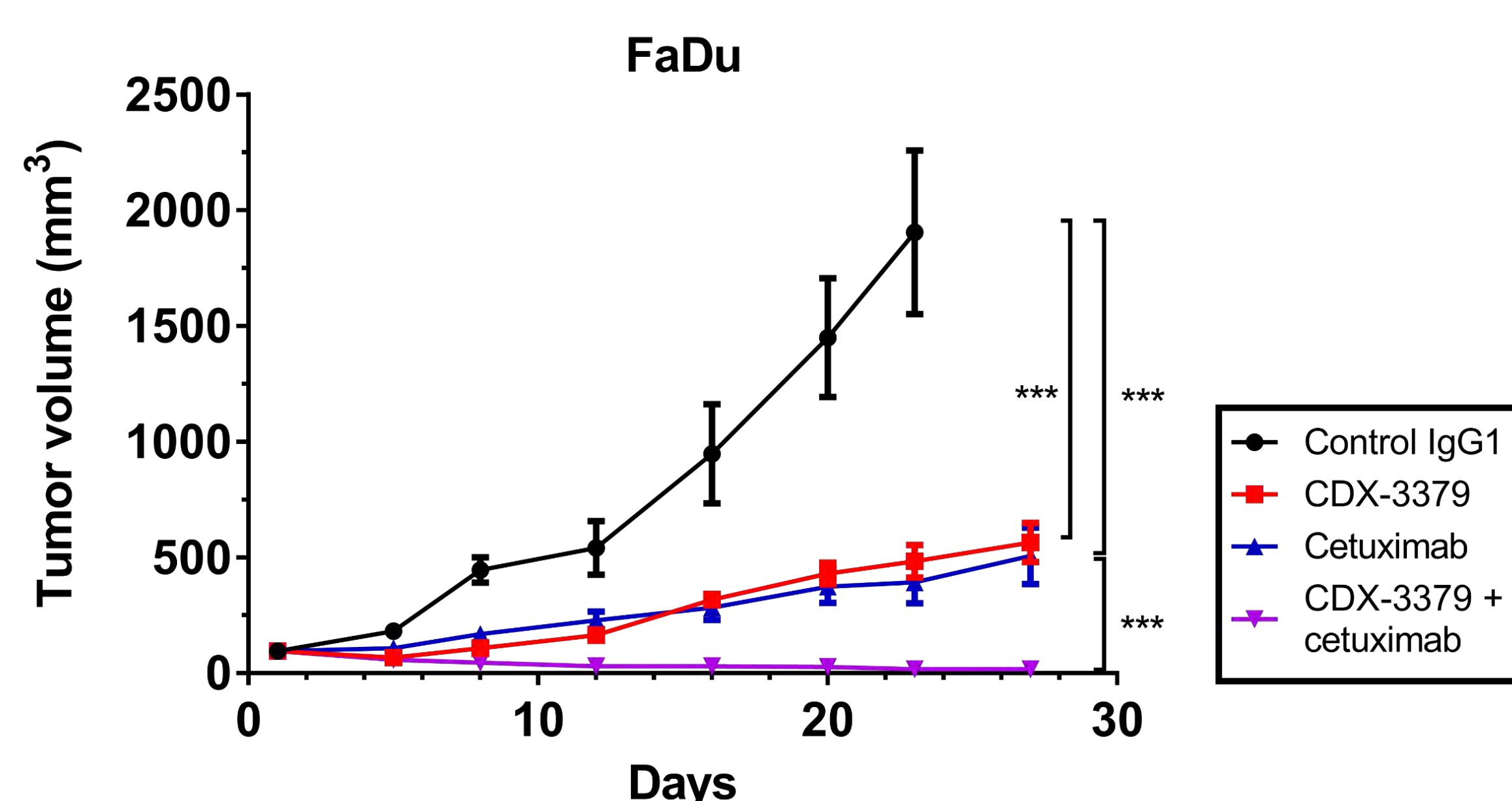
Characteristics and mechanism of action:

- Half-life-extending Fc region YTE mutation, binds to a unique epitope in ErbB3, locks the receptor in an inactive configuration⁹
- Blocks both ligand-dependent and ligand-independent ErbB3 signaling⁹

CDX-3379 Prevents ErbB Dimer Formation



CDX-3379 Improves Anti-Tumor Activity in Combination with Cetuximab in Preclinical Model of HNSCC¹⁰



CDX-3379 demonstrated significant single agent activity and enhanced cetuximab anti-tumor activity in HNSCC xenograft FaDu model. Animals dosed 2X/wk at 10 mg/kg. Asterisks denote statistical significance; *** p-value <0.001



Copies of this poster obtained through Quick Response (QR) code are for personal use only and may not be reproduced without permission from ASCO® and the author of this poster. Contact jebauman@email.arizona.edu for permission to reproduce and/or distribute.

PRIOR CLINICAL EXPERIENCE

NCT02014909
Phase 1/1b of CDX-3379 Alone and in Combination with Targeted Therapy in Advanced Solid Tumors¹¹
N = 64

NCT02473731
Phase 1 Preoperative Window-of-Opportunity Study in Resectable HNSCC¹²
N = 12

NCT02456701
Phase 1 Pilot Study of CDX-3379 and Vemurafenib in BRAF Mut Radioiodine-refractory Thyroid Cancer
N = 6

Previous Phase 1 clinical studies in 82 patients have shown^{11,12}:

- Favorable pharmacologic profile, with slower clearance than other anti-ErbB3 agents in the clinic
- Single-agent CDX-3379 (up to 20 mg/kg every 3 weeks) was generally well tolerated
- In combination with targeted therapies:
 - Acceptable and manageable safety profile consistent with other ErbB3-targeting therapies
 - Durable complete response (CR) with CDX-3379 and cetuximab in a patient with previous cetuximab-refractory HPV- HNSCC
 - Two patients with BRAF-mutant non-small cell lung cancer (NSCLC), one dabrafenib-resistant, experienced partial responses (PR) to CDX-3379 and vemurafenib
- As monotherapy (two 1000 mg doses at a 2-week interval) prior to planned HNSCC resection:
 - Phosphorylated ErbB3 decreased in post-treatment tumor samples for 10/12 (83%) patients
 - 11/12 (92%) patients experienced RECIST stable disease pre-resection
 - Exceptional clinical response: one patient with large, fungating floor-of-mouth tumor experienced 92% shrinkage of primary tumor by physical exam, with marked improvement in pain and ability to eat

STUDY DESIGN

NCT03254927 is a Phase 2, multi-center, open-label, single-arm clinical trial to determine whether the combination of CDX-3379 and cetuximab can overcome resistance to cetuximab

Key Eligibility Criteria

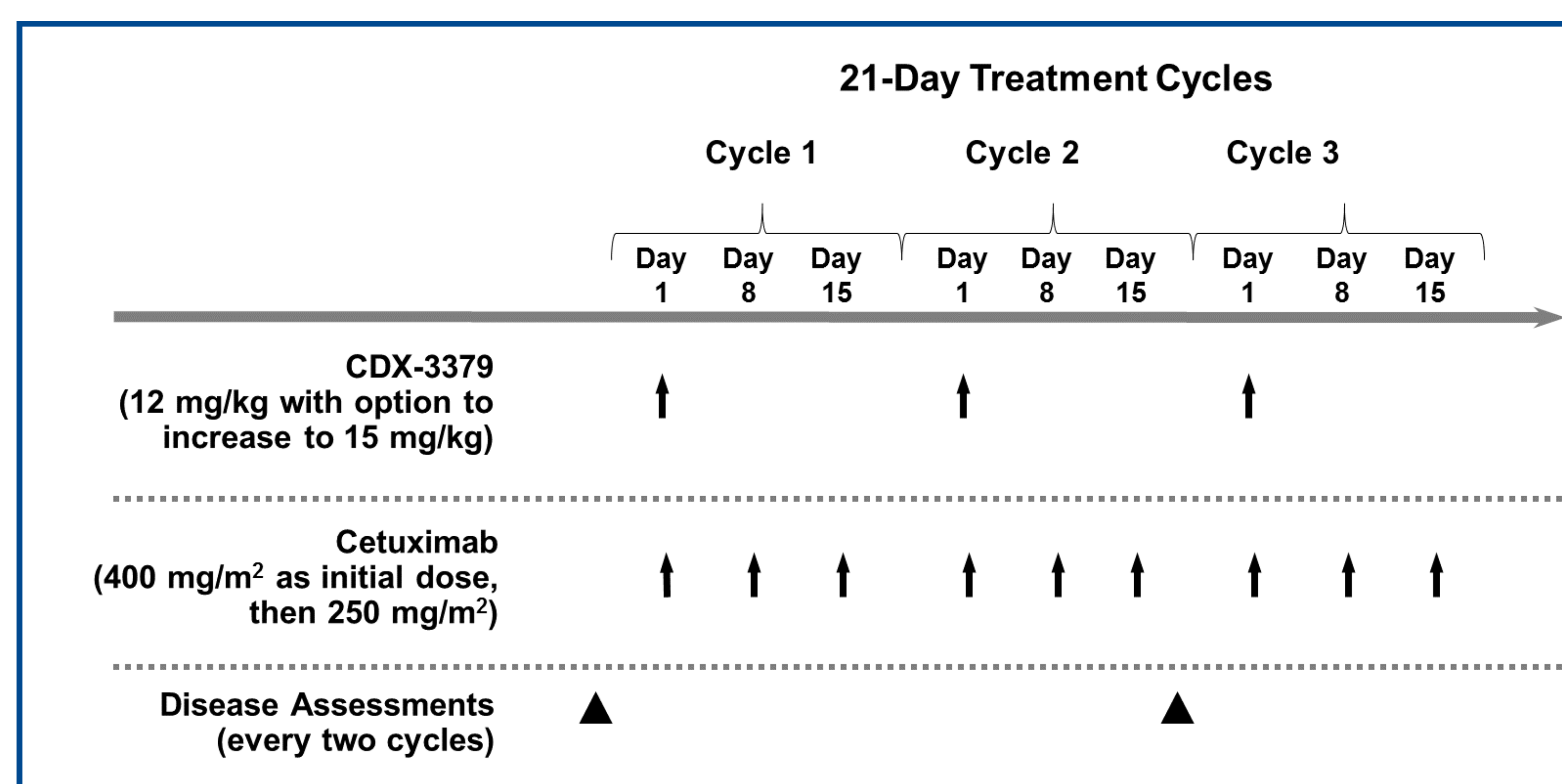
- Recurrent/metastatic HPV-negative HNSCC, not curable with local treatment (e.g., surgery, radiation)
- Cetuximab resistance (progression within 6 months)
- Prior PD-1 targeted checkpoint inhibition, unless not a candidate
- RECIST 1.1 measurable disease
- ECOG 0 or 1; life expectancy \geq 12 weeks
- No active brain metastases
- No nasal, paranasal sinus, or nasopharyngeal WHO Type III carcinoma

Simon's 2-stage design

Stage 1
N = 13

≥ 1 Response (CR/PR)

Stage 2
N = 14



STUDY ASSESSMENTS

- Tumor response (MRI/CT): Every 6 weeks during treatment
- Tumor biopsy: Screening, Cycle 2, and at progression
- Safety and toxicity assessments
- CDX-3379 pharmacokinetics and immunogenicity

STUDY ENDPOINTS / HYPOTHESIS

Primary Objective:

- Objective Response Rate (ORR): CR or PR, per RECIST 1.1
- Study hypothesis: $H_0 = \text{ORR} \leq 5\%$, $H_A = \text{ORR} 20\%, 80\%$ power, $\alpha = 0.05$ (threshold for positive study ≥ 4 PR/CR in 27 patients)

Secondary Objectives:

- Clinical benefit response (PR/CR or SD ≥ 4 months), duration of response, progression-free survival, overall survival, safety, pharmacokinetics, immunogenicity

Exploratory Objectives:

- Biomarkers (HER3, NRG1, AREG and TGF- α) in pre- and post-treatment tumor samples

STUDY STATUS

- Open to enrollment: November 2017
- 4 active, enrolling clinical sites
- Approximately 10 U.S. sites planned

References

- Shames D, 2013
- Takikita M, 2011
- Arteaga C, 2003
- Arteaga C, 2014
- Jiang N, 2014
- Wang D, 2016
- Cohen E, 2015
- Vermorken J, 2013
- Lee S, 2015
- Alvarado D, 2017
- Falchook G, 2016
- Duvvuri U, 2018